

## **Criterion 2**

# **Teaching- Learning and Evaluation**

## **Key Indicator- 2.6**

### **Student Performance and Learning**

### **Outcome**

**2.6.2-Attainment of POs and COs are  
evaluated.**

**Attainment of POs and COs are evaluated.**

Sl.No	Description	Page No.
1	POs and COs Attainment – Batch 2019-2023 - Department of Computer Sciences and Engineering	1
2	Calculation of POs and COs Attainment	2-17

**PERI INSTITUTE OF TECHNOLOGY**  
**DEPARTMENT OF COMPUTER SCIENCE AND TECHNOLOGY**  
**BATCH : 2019-2023**

**CO-PO Attainment**

Year	Sem	Course Name	PO												PSO		
			1	2	3	4	5	6	7	8	9	10	11	12	1	2	3
I	I	Communicative English	-	-	-	-	-	-	-	1.1	2.26	2.26	-	1.92	-	-	-
		Engineering Mathematics - I	-	-	-	-	-	-	-	1.1	2.26	2.26	-	1.92	-	-	-
		Engineering Physics	-	-	-	-	-	-	-	1.1	2.26	2.26	-	1.92	-	-	-
		Engineering Chemistry	-	-	-	-	-	-	-	1.1	2.26	2.26	-	1.92	-	-	-
		Problem Solving and Python Programming	-	-	-	-	-	-	-	1.1	2.26	2.26	-	1.92	-	-	-
		Engineering Graphics	-	-	-	-	-	-	-	1.1	2.26	2.26	-	1.92	-	-	-
		Problem Solving and Python Programming Laboratory	2.67	2.47	1.8	2.58	1.67	-	-	-	-	-	-	1.53	0.8	2.6	0.6
	Physics and Chemistry Laboratory	2.8	2	2	1	1	-	-	-	-	-	-	-	2.2	2	1	
	II	Technical English	-	-	-	-	-	-	-	1.1	2.26	2.26	-	1.92	-	-	-
		Engineering Mathematics – II	2.2	2	-	-	0.4	-	-	-	-	-	-	-	1	1	-
		Physics for information science	3	3	3	2	0.4	-	-	-	3	1.2	0.8	1	2.4	1	2.6
		Basic Electrical, Electronics and Measurement Engineering	2.2	2	1.4	-	0.4	-	-	-	-	-	-	-	1	1	-
		Environmental Science and Engineering	3	3	3	2	0.4	-	-	-	3	1.2	0.8	1	2.4	1	2.6
		Programming in C	2.8	2	2	1	0.8	-	-	-	-	-	-	-	1.6	1.6	0.4
Engineering Practices Laboratory		2.2	1.2	1	1.8	0.4	1	0	1	1.4	1	0.4	1.8	0.2	1	2	
C Programming Laboratory	2.8	2.6	1.8	2.75	1.8							1.6	0.8	2.8	0.6	2	
II	III	Discrete Mathematics	2.4	1.6	1.6	-	-	-	-	-	-	-	-	-	2	1	-
		Digital Principles and Design	2.4	1.6	1.6	-	-	-	-	-	-	-	-	-	2	1	-
		Data Structures	2.4	1.6	1.6	-	-	-	-	-	-	-	-	-	2	1	-
		Object Oriented Programming	2.4	2	2	-	-	-	-	-	1	-	-	-	2	2	-
		Communication Engineering	2.4	1.6	1.6	-	-	-	-	-	-	-	-	-	2	1	-
		Data Structures Laboratory	2	2	1.6	0.6	1.6	1.2	1	-	-	-	-	-	2	1	1
		Object Oriented Programming Laboratory	2.8	2	2	1	-	-	-	-	-	-	-	-	2.2	2	1
		Digital Systems Laboratory	2.2	1.2	1	1.8	0.4	1	-	1	1.4	1	0.4	1.8	0.2	1	2
	IV	Interpersonal Skills/Listening & Speaking	-	-	-	-	-	-	-	2.2	2.2	2.2	-	1.2	0.2	1	2
		Probability and Queueing Theory	2.4	2	2	-	-	-	-	-	1	2	-	2	-	-	2
		Computer Architecture	2.2	1.2	1.2	-	-	-	-	-	-	-	-	-	2	2	-
		Database Management Systems	2.2	1.2	1.2	-	-	-	-	-	-	-	-	-	2	2	2
		Design and Analysis of Algorithms	2.2	1.2	1.2	-	-	-	-	-	1	1	-	1	2	2	-
		Operating Systems	2.4	2	2	1.6	1.6	1.2	2.6	-	1	-	-	-	-	1	2
IV	Software Engineering	2.4	2	2	1.6	1.6	1.2	2.6	-	1	-	-	-	-	1	2	
	Database Management Systems Laboratory	2.2	1.2	1	1.8	0.4	1	-	1	1.4	1	0.4	1.8	0.2	1	2	
	Operating Systems Laboratory	2.2	1.2	1	1.8	0.4	1	-	1	1.4	1	0.4	1.8	0.2	1	2	
	Advanced Reading and Writing	-	-	-	-	-	-	-	2.2	2.2	2.2	-	1.2	0.2	1	2	
III	V	Algebra and Number Theory	2.8	2	2	-	-	-	-	1.6	1.6	1.2	-	1.6	2	1	2
		Computer Networks	2.8	2	2	-	-	-	-	1.6	1.6	1.2	-	1.6	2	1	2
		Microprocessors and Microcontrollers	2.07	1.46	1.46	-	-	-	-	1.13	1.2	0.87	-	1.2	1.46	0.74	1.46
		Theory of Computation	2.8	2	2	-	-	-	-	1.6	1.6	1.2	-	1.6	2	1	2
		Object Oriented Analysis and Design	2.8	2	2	-	-	-	-	1.6	1.6	1.2	-	1.6	2	1	2
		Geographic Information System	2.4	2	2	1.6	1.6	1.2	2.6	-	1	-	-	-	-	1	2
		Microprocessors and Microcontrollers Laboratory	2.2	1.2	1	-	-	-	-	1	1.4	1	-	1.8	0.6	1	2
		Object Oriented Analysis and Design Laboratory	2.2	1.2	1	1.8	0.4	0.2	-	-	-	-	0.4	-	0.2	1	2
	VI	Networks Laboratory	2.2	1.2	1	1.8	0.4	0.2	-	-	-	-	0.4	-	0.2	1	2
		Internet Programming	3	3	2.6	2.6	2	2	2	0.8	2	1	2.8	2	-	1	2
		Artificial Intelligence	2.2	1.2	1	1.8	0.4	0.2	-	-	-	-	0.4	-	0.2	1	2
		Mobile Computing	3	1.6	2.8	2.6	2.4	2.4	2.8	2.4	2.4	2.6	2.2	2.8	-	1	2
		Compiler Design	2.2	1.2	1	1.8	0.4	0.2	-	-	-	-	0.4	-	0.2	1	2
		Distributed Systems	3	3	2.6	2.6	2	2	2	0.8	2	1	2.8	2	-	1	2
VI	Data Warehousing and Data Mining	3	1.6	2.8	2.6	2.4	2.4	2.8	2.4	2.4	2.6	2.2	2.8	-	1	2	
	Internet Programming Laboratory	2.2	1.2	1	-	2.2	-	-	2.2	2.2	2.2	-	1.2	0.2	1	2	
	Mobile Application Development Laboratory	2.2	1.2	1	-	2.2	2.2	-	2.2	2.2	2.2	-	1.2	0.2	1	2	
	Mini Project	-	-	-	-	-	2.2	-	-	-	2.2	-	1.2	0.2	1	2	
	Professional Communication	3	3	3	3	3	3	3	3	3	3	3	3	3	3	3	
IV	VII	Principles of Management	2	2	2	1.6	1.6	1.2	2.6	-	1	-	-	-	1	2	
		Cryptography and Network Security	2.2	1.8	2	1.6	1.6	1.2	2.6	-	1	-	-	-	-	1	2
		Cloud Computing	2.4	1.8	1.8	1.6	1.6	1.2	2.6	-	1	-	-	-	-	1	2
		Human Computer Interaction	1.27	1.07	1.07	0.87	0.87	0.67	1.4	-	0.53	-	-	-	-	0.53	1.07
		Hospital Management	1.73	1.46	1.46	1.2	1.13	0.87	1.93	-	0.74	-	-	-	-	0.74	1.46
		Cloud Computing Laboratory	2.2	1.2	1	1.8	0.4	0.2	-	-	-	-	0.4	-	0.2	1	2
		Security Laboratory	2.2	1.2	1	1.8	0.4	0.2	-	-	-	-	0.4	-	0.2	1	2
	VIII	Professional Ethics in Engineering	2.6	2	2	1.6	1.6	1.2	2.6	-	1	-	-	-	-	1	2
		Information Retrieval Techniques	2.6	1.75	2	1.6	1.6	1.2	2.6	-	1	-	-	-	-	1	2
		Project Work	3	3	3	3	3	3	3	3	3	3	3	3	3	3	3
<b>Average</b>			<b>2.425</b>	<b>1.779</b>	<b>1.728</b>	<b>1.832</b>	<b>1.241</b>	<b>1.281</b>	<b>2.2739</b>	<b>1.654</b>	<b>1.613</b>	<b>1.6108</b>	<b>1.221</b>	<b>1.692</b>	<b>1.27526</b>	<b>1.15491</b>	<b>1.94644</b>




**Assessment Pattern with Weightage ( in % )**

<b>Cognitive Level</b>	<b>A1</b>	<b>A2</b>	<b>A3</b>	<b>T1</b>	<b>T2</b>	<b>T3</b>
<b>Max.Marks</b>	31	30	30	105	95	40
<b>%</b>	100	100	100	65	80	100
<b>Knowledge /</b>	60	50	40	48	39	22
<b>Understand</b>	40	30	30	21	27	4
<b>Apply</b>		20	30	36	16	6
<b>Analyze</b>						
<b>Evaluate</b>						
<b>Create</b>					13	8

**Question Set - Assessment Pattern ( By Marks )**

<b>Cognitive Level</b>	<b>A1</b>	<b>A2</b>	<b>A3</b>	<b>T1</b>	<b>T2</b>	<b>T3</b>
<b>Max.Marks</b>	30	30	30	180	180	180
<b>Knowledge /</b>	20		10	27	31	12
<b>Understand</b>	10	30	10	36	16	8
<b>Apply</b>				13	16	2
<b>Analyze</b>						
<b>Evaluate</b>						
<b>Create</b>			10			6

  
**Dr. R. PALSON KENNEDY, M.E., Ph.D.**  
PRINCIPAL  
PERI INSTITUTE OF TECHNOLOGY  
Mannivakkam, Chennai - 600 048.



















75	411519104081	Santhosh Kumar. M	0.74	0.8				0	0	0.71	0.78	0	0.71	0.75	1	0.75	0.75	0.73	0.79	0.74	0.78	0.75
76	411519104082	Savitha.B	0.73	0.72				0	0	0.74	0.8	0	0.71	0.76	0.71	1	0.76	0.73	0.74	0.73	0.86	0.76
77	411519104083	Shanmugaraj A	0.59	0.7				0	0	0.73	0.88	0	0.65	0.59	0.53	0.75	0.75	0.61	0.63	0.69	0.83	0.75
78	411519104084	Silambarasan. K	0.83	0.87				0	0	0.59	0.7	0	0.82	0.82	0.88	0.75	1	0.83	0.85	0.67	0.71	1
79	411519104085	Sivanandhan.R	0.73	0.82				0	0	0.83	0.87	0	0.76	0.76	0.71	0.75	0.81	0.74	0.8	0.79	0.85	0.81
80	411519104086	Sneha M	0.81	0.75				0	0	0.75	0.83	0	0.88	0.71	0.71	0.71	0.81	0.83	0.74	0.74	0.78	0.81
81	411519104087	Sowmiya. C	0	0				0	0	0.8	0.73	0						0	0	0.8	0.73	
82	411519104088	Sugashini.M	0.73	0.78				0	0			0	0.76	0.71	0.76	0.76	0.76	0.74	0.75	0.76	0.76	0.76
83	411519104089	Sunil.S	0.83	0.87				0	0	0.73	0.78	0	0.82	0.82	0.82	1	1	0.83	0.85	0.76	0.8	1
84	411519104091	Sureshmanikandan.K	0.73	0.76				0	0	0.83	0.87	0	0.71	0.76	0.76	0.71	0.78	0.73	0.76	0.81	0.8	0.78
85	411519104092	Surya. V	0.78	0.69				0	0	0.73	0.78	0	0.88	0.71	0.71	0.71	0.8	0.8	0.7	0.73	0.75	0.8
86	411519104093	Swetha.C	0.78	0.77				0	0	0.78	0.74	0	0.76	0.76	0.76	0.71	0.81	0.77	0.77	0.77	0.73	0.81
87	411519104094	Tamilselvan V	0.64	0.81				0	0	0.78	0.76	0	0.47	0.76	0.82	0.75	0.82	0.58	0.79	0.79	0.75	0.82
88	411519104095	Tharanidharan.P	0.78	0.67				0	0	0.64	0.81	0	0.76	0.76	0.87	0.77	0.79	0.77	0.69	0.71	0.8	0.79
89	411519104097	Vetri Chelvan.S	0.78	0.78				0	0	0.78	0.79	0	0.76	0.76	0.76	0.76	0.81	0.77	0.78	0.78	0.79	0.81
90	411519104098	Vignesh Waran	0.61	0.75				0	0	0.78	0.78	0	0.53	0.65	0.71	0.71	0.81	0.58	0.73	0.76	0.76	0.81
91	411519104099	Vikram Rj	0.72	0.73				0	0	0.67	0.73	0	0.71	0.76	0.71	0.76	0.8	0.72	0.74	0.68	0.74	0.8
92	411519104100	Vishwa C	0.75	0.73				0	0	0.72	0.77	0	0.76	0.76	0.65	1	0.72	0.75	0.74	0.7	0.78	0.72
93	411519104101	Yokesh S	0.84	0.9				0	0	0.73	0.75	0	0.82	0.82	0.88	0.75	1	0.83	0.85	0.76	0.75	1
94	411519104102	Yuvashree.R	0.78	0.74				0	0	0.84	0.9	0	0.82	0.71	0.82	0.75	0.72	0.79	0.73	0.83	0.86	0.72
95	411519104302	Balaji R	0.7	0.9				0	0	0.78	0.7	0	0.71	0.75	0.75	0.75	1	0.7	0.86	0.78	0.7	1

  
**Dr. R. PALSON KENNEDY, M.E., Ph.D.**  
**PRINCIPAL**  
**PERI INSTITUTE OF TECHNOLOGY**  
**Mannivakkam, Chennai - 600 048.**





73	411519104079	Sai Charan.G	9	8	10			9	8	10			9	8	10			0.85	0.9	0.9	0.9	1
74	411519104080	Sanjay. D	10	8	10			10	8	10			10	8	10			0.9	1	0.9	0.93	1
75	411519104081	Santhosh Kumar. M	10	8	10			10	8	10			10	8	10			0.9	1	0.9	0.93	1
76	411519104082	Savitha.B	10	8	10			10	8	10			10	8	10			0.9	1	0.9	0.93	1
77	411519104083	Shanmugaraj A	9	8	10			9	8	10			9	8	10			0.85	0.9	0.9	0.9	1
78	411519104084	Silambarasan. K	10	9	10			10	9	10			10	9	10			0.95	1	0.95	0.97	1
79	411519104085	Sivanandhan.R	10	8	10			10	8	10			10	8	10			0.9	1	0.9	0.93	1
80	411519104086	Sneha M	9	8	10			9	8	10			9	8	10			0.85	0.9	0.9	0.9	1
81	411519104087	Sowmiya. C	10	8	9			10	8	9			10	8	9			0.9	1	0.85	0.9	0.9
82	411519104088	Sugashini.M	10	8	9			10	8	9			10	8	9			0.9	1	0.85	0.9	0.9
83	411519104089	Sunil.S	9	8	10			9	8	10			9	8	10			0.85	0.9	0.9	0.9	1
84	411519104091	Sureshmanikandan.K	10	9	10			10	9	10			10	9	10			0.95	1	0.95	0.97	1
85	411519104092	Surya. V	9	8	10			9	8	10			9	8	10			0.85	0.9	0.9	0.9	1
86	411519104093	Swetha.C	10	8	9			10	8	9			10	8	9			0.9	1	0.85	0.9	0.9
87	411519104094	Tamilselvan V	10	8	10			10	8	10			10	8	10			0.9	1	0.9	0.93	1
88	411519104095	Tharanidharan.P	10	8	10			10	8	10			10	8	10			0.9	1	0.9	0.93	1
89	411519104097	Vetri Chelvan.S	10	8	10			10	8	10			10	8	10			0.9	1	0.9	0.93	1
90	411519104098	Vignesh Waran	9	8	10			9	8	10			9	8	10			0.85	0.9	0.9	0.9	1
91	411519104099	Vikram Rj	10	8	10			10	8	10			10	8	10			0.9	1	0.9	0.93	1
92	411519104100	Vishwa C	10	8	10			10	8	10			10	8	10			0.9	1	0.9	0.93	1
93	411519104101	Yokesh S	10	8	9			10	8	9			10	8	9			0.9	1	0.85	0.9	0.9
94	411519104102	Yuvashree.R	10	9	10			10	9	10			10	9	10			0.95	1	0.95	0.97	1
95	411519104302	Balaji R	10	9	10			10	9	10			10	9	10			0.95	1	0.95	0.97	1

  
**Dr. R. PALSON KENNEDY, M.E., PH.D.**  
**PRINCIPAL**  
**PERI INSTITUTE OF TECHNOLOGY**  
**Mannivakkain, Chennai - 600 048.**

**PERI INSTITUTE OF TECHNOLOGY**

MANNIVAKKAM, Chennai 600 048

**CO Attainment Through University Result**

**Department: CSE**


**Sub Code: CS8591**

**Sub Nam COMPUTER NETWORKS**

S.No	Reg No.	Student Name	Max Mark	U. Result	100	100	100	100	100	0.7416	0.7416	0.7416	0.7416	0.7416
					CO1	CO2	CO3	CO4	CO5	CO1	CO2	CO3	CO4	CO5
1	411519104001	Akash G		A+	85	85	85	85	85	0.85	0.85	0.85	0.85	0.85
2	411519104002	Althaf Khan G		U	0	0	0	0	0	0	0	0	0	0
3	411519104003	Ansul Jafera		A	75	75	75	75	75	0.75	0.75	0.75	0.75	0.75
4	411519104004	Arulmani.G		B+	65	65	65	65	65	0.65	0.65	0.65	0.65	0.65
5	411519104005	Augustin Raja J		A	75	75	75	75	75	0.75	0.75	0.75	0.75	0.75
6	411519104006	Ayesha Munawar M		A	75	75	75	75	75	0.75	0.75	0.75	0.75	0.75
7	411519104007	Babyswetha.P		B+	65	65	65	65	65	0.65	0.65	0.65	0.65	0.65
8	411519104010	Blessy Evangelin L		A+	85	85	85	85	85	0.85	0.85	0.85	0.85	0.85
9	411519104011	Chitra. C		A+	85	85	85	85	85	0.85	0.85	0.85	0.85	0.85
10	411519104012	Dayana K		A	75	75	75	75	75	0.75	0.75	0.75	0.75	0.75
11	411519104013	Deepak Kumar Bhagat		A+	85	85	85	85	85	0.85	0.85	0.85	0.85	0.85
12	411519104014	Dhaneshkumar M		A+	85	85	85	85	85	0.85	0.85	0.85	0.85	0.85
13	411519104016	Dinesh Kumar.N		A	75	75	75	75	75	0.75	0.75	0.75	0.75	0.75
14	411519104017	Divya. G		A+	85	85	85	85	85	0.85	0.85	0.85	0.85	0.85
15	411519104018	Gabriel Nixon Jones.J		A+	85	85	85	85	85	0.85	0.85	0.85	0.85	0.85
16	411519104019	Gokul.R		A	75	75	75	75	75	0.75	0.75	0.75	0.75	0.75
17	411519104020	Gopinath.V		A+	85	85	85	85	85	0.85	0.85	0.85	0.85	0.85
18	411519104021	Gownori Jasmitha		A+	85	85	85	85	85	0.85	0.85	0.85	0.85	0.85
19	411519104022	Hariharan B		B+	65	65	65	65	65	0.65	0.65	0.65	0.65	0.65
20	411519104023	Hariharan.R		B+	65	65	65	65	65	0.65	0.65	0.65	0.65	0.65
21	411519104024	Hariharan.S		B+	65	65	65	65	65	0.65	0.65	0.65	0.65	0.65
22	411519104026	Harshini Rajkumar		A	75	75	75	75	75	0.75	0.75	0.75	0.75	0.75
23	411519104027	Hemavathy. K		A+	85	85	85	85	85	0.85	0.85	0.85	0.85	0.85
24	411519104028	Jagatheesan V		A	75	75	75	75	75	0.75	0.75	0.75	0.75	0.75
25	411519104029	Jasmine Jenifer Mary X		A+	85	85	85	85	85	0.85	0.85	0.85	0.85	0.85
26	411519104031	Kabil J		A	75	75	75	75	75	0.75	0.75	0.75	0.75	0.75
27	411519104032	Kalaivani K		B	55	55	55	55	55	0.55	0.55	0.55	0.55	0.55
28	411519104033	Pavan Kaligiri		B	55	55	55	55	55	0.55	0.55	0.55	0.55	0.55
29	411519104034	Karthick.A		A+	85	85	85	85	85	0.85	0.85	0.85	0.85	0.85
30	411519104035	Keerthana.V		U	0	0	0	0	0	0	0	0	0	0
31	411519104036	Kishore C		A+	85	85	85	85	85	0.85	0.85	0.85	0.85	0.85
32	411519104037	Kishore.U		A+	85	85	85	85	85	0.85	0.85	0.85	0.85	0.85
33	411519104038	Kumaravel B M		A+	85	85	85	85	85	0.85	0.85	0.85	0.85	0.85
34	411519104039	Lakshmi Priya.S		A	75	75	75	75	75	0.75	0.75	0.75	0.75	0.75
35	411519104040	Linga Sai Dhathri		O	95	95	95	95	95	0.95	0.95	0.95	0.95	0.95
36	411519104041	Logeshwaran S		A+	85	85	85	85	85	0.85	0.85	0.85	0.85	0.85
37	411519104042	Malavika.M		A+	85	85	85	85	85	0.85	0.85	0.85	0.85	0.85
38	411519104043	Manasa A		A+	85	85	85	85	85	0.85	0.85	0.85	0.85	0.85
39	411519104044	Mani Bharathi. B		O	95	95	95	95	95	0.95	0.95	0.95	0.95	0.95
40	411519104045	Manikandan.V		B+	65	65	65	65	65	0.65	0.65	0.65	0.65	0.65
41	411519104046	Mareeswari.M		A	75	75	75	75	75	0.75	0.75	0.75	0.75	0.75
42	411519104047	Medepalli Yadidya		B	55	55	55	55	55	0.55	0.55	0.55	0.55	0.55
43	411519104048	Mohamed Hameed N		A+	85	85	85	85	85	0.85	0.85	0.85	0.85	0.85
44	411519104049	Mukesh.S		U	0	0	0	0	0	0	0	0	0	0
45	411519104050	Muthukumar M		A+	85	85	85	85	85	0.85	0.85	0.85	0.85	0.85
46	411519104051	Nallapaneni Vamsi Krishna		A+	85	85	85	85	85	0.85	0.85	0.85	0.85	0.85
47	411519104052	Namburi Srinadh		A+	85	85	85	85	85	0.85	0.85	0.85	0.85	0.85
48	411519104053	Nandhini. J		O	95	95	95	95	95	0.95	0.95	0.95	0.95	0.95
49	411519104054	Naveen L		A+	85	85	85	85	85	0.85	0.85	0.85	0.85	0.85
50	411519104055	Naveenkumar.D		U	0	0	0	0	0	0	0	0	0	0



51	411519104056	Naveen Kumar .M	A+	85	85	85	85	85	0.85	0.85	0.85	0.85	0.85
52	411519104057	Nedunseraladhan S	B	55	55	55	55	55	0.55	0.55	0.55	0.55	0.55
53	411519104058	Nishanthi. A	A+	85	85	85	85	85	0.85	0.85	0.85	0.85	0.85
54	411519104060	Ben Joseph.P	A	75	75	75	75	75	0.75	0.75	0.75	0.75	0.75
55	411519104061	Parthiban D	A+	85	85	85	85	85	0.85	0.85	0.85	0.85	0.85
56	411519104062	Pavithra.M	B+	65	65	65	65	65	0.65	0.65	0.65	0.65	0.65
57	411519104063	Poli.Sunil	A+	85	85	85	85	85	0.85	0.85	0.85	0.85	0.85
58	411519104064	Ponduri.Sri Sushma	A+	85	85	85	85	85	0.85	0.85	0.85	0.85	0.85
59	411519104065	Pooja M	A+	85	85	85	85	85	0.85	0.85	0.85	0.85	0.85
60	411519104066	Pradeep. T. R	A+	85	85	85	85	85	0.85	0.85	0.85	0.85	0.85
61	411519104067	Prakash.R	O	95	95	95	95	95	0.95	0.95	0.95	0.95	0.95
62	411519104068	Praveen Kumar.S	A+	85	85	85	85	85	0.85	0.85	0.85	0.85	0.85
63	411519104069	Praveen Kumar.G	B+	65	65	65	65	65	0.65	0.65	0.65	0.65	0.65
64	411519104070	Priyadarshan V	A	75	75	75	75	75	0.75	0.75	0.75	0.75	0.75
65	411519104071	Priyadarshini.M	A+	85	85	85	85	85	0.85	0.85	0.85	0.85	0.85
66	411519104072	Raghava R	A+	85	85	85	85	85	0.85	0.85	0.85	0.85	0.85
67	411519104073	Rajamurali. M	B+	65	65	65	65	65	0.65	0.65	0.65	0.65	0.65
68	411519104074	Revathi S	A	75	75	75	75	75	0.75	0.75	0.75	0.75	0.75
69	411519104075	Rishi Ashok A	A+	85	85	85	85	85	0.85	0.85	0.85	0.85	0.85
70	411519104076	Rishya Sirungaran.G	A+	85	85	85	85	85	0.85	0.85	0.85	0.85	0.85
71	411519104077	Roshni M	A	75	75	75	75	75	0.75	0.75	0.75	0.75	0.75
72	411519104078	Roy Reuban Raj.E	A+	85	85	85	85	85	0.85	0.85	0.85	0.85	0.85
73	411519104079	Sai Charan.G	U	0	0	0	0	0	0	0	0	0	0
74	411519104080	Sanjay. D	A	75	75	75	75	75	0.75	0.75	0.75	0.75	0.75
75	411519104081	Santhosh Kumar. M	U	0	0	0	0	0	0	0	0	0	0
76	411519104082	Savitha.B	A+	85	85	85	85	85	0.85	0.85	0.85	0.85	0.85
77	411519104083	Shanmugaraj A	A+	85	85	85	85	85	0.85	0.85	0.85	0.85	0.85
78	411519104084	Silambarasan. K	A	75	75	75	75	75	0.75	0.75	0.75	0.75	0.75
79	411519104085	Sivanandhan.R	A+	85	85	85	85	85	0.85	0.85	0.85	0.85	0.85
80	411519104086	Sneha M	O	95	95	95	95	95	0.95	0.95	0.95	0.95	0.95
81	411519104087	Sowmiya. C	A+	85	85	85	85	85	0.85	0.85	0.85	0.85	0.85
82	411519104088	Sugashini.M	O	95	95	95	95	95	0.95	0.95	0.95	0.95	0.95
83	411519104089	Sunil.S	A+	85	85	85	85	85	0.85	0.85	0.85	0.85	0.85
84	411519104091	Sureshmanikandan.K	A+	85	85	85	85	85	0.85	0.85	0.85	0.85	0.85
85	411519104092	Surya. V	A+	85	85	85	85	85	0.85	0.85	0.85	0.85	0.85
86	411519104093	Swetha.C	A+	85	85	85	85	85	0.85	0.85	0.85	0.85	0.85
87	411519104094	Tamilselvan V	A	75	75	75	75	75	0.75	0.75	0.75	0.75	0.75
88	411519104095	Tharanidharan.P	B+	65	65	65	65	65	0.65	0.65	0.65	0.65	0.65
89	411519104097	Vetri Chelvan.S	B+	65	65	65	65	65	0.65	0.65	0.65	0.65	0.65
90	411519104098	Vignesh Waran	A+	85	85	85	85	85	0.85	0.85	0.85	0.85	0.85
91	411519104099	Vikram Rj	B+	65	65	65	65	65	0.65	0.65	0.65	0.65	0.65
92	411519104100	Vishwa C	A+	85	85	85	85	85	0.85	0.85	0.85	0.85	0.85
93	411519104101	Yokesh S	O	95	95	95	95	95	0.95	0.95	0.95	0.95	0.95
94	411519104102	Yuvashree.R	B+	65	65	65	65	65	0.65	0.65	0.65	0.65	0.65
95	411519104302	Balaji R	B	55	55	55	55	55	0.55	0.55	0.55	0.55	0.55

  
**Dr. R. PALSON KENNEDY, M.E., Ph.D.**  
**PRINCIPAL**  
**PERI INSTITUTE OF TECHNOLOGY**  
**Mannivakkam, Chennai - 600 048.**


**PERI INSTITUTE OF TECHNOLOGY**  
MANNIVAKKAM, Chennai 600 048  
Overall CO Attainment (Direct Attainment)

Department: **CSE**  
Sub Code: **CS8591**  
Sub Name: **COMPUTER NETWORKS**

Max Mark :	100	100	100	100	100
70% of Max Mark :	70	70	70	70	70
Count of Students More than 55% of Max Mark :	77	83	84	85	81
% :	81.05	87.37	88.42	89.47	85.26
CO attainment in Level	3	3	3	3	3

S.No	Reg No.	Student Name	Internal Test Attainment(A)					Assignment Attainment(B)					University Attainment (C)					Total=30%A+20%B+50%C						
			Average		71.295	74.032	74.284	77.905	78.835	87.368	92	88.526	89.211	90.526	74.158	74.158	74.158	74.158	74.158	CO1	CO2	CO3	CO4	CO5
			CO1	CO2	CO3	CO4	CO5	CO1	CO2	CO3	CO4	CO5	CO1	CO2	CO3	CO4	CO5	CO1	CO2	CO3	CO4	CO5		
1	411519104001	Akash G	85	83	80	100	79	90	90	85	87	90	85	85	85	85	85	86	85.4	83.5	89.9	84.2		
2	411519104002	Alhaf Khan G	76	78	73	75	88	95	0	0	90	80	0	0	0	0	41.8	23.4	21.9	40.5	42.4			
3	411519104003	Ansul Jafera	77	75	75	78	74	95	80	95	97	90	75	75	75	75	79.6	76	79	80.3	77.7			
4	411519104004	Arulmani.G	74	79	74	77	78	95	100	85	90	80	65	65	65	65	73.7	76.2	71.7	73.6	71.9			
5	411519104005	Augustin Raja J	70	79	70	79	75	100	100	90	90	80	75	75	75	75	78.5	81.2	76.5	79.2	76			
6	411519104006	Ayesha Munawar M	72	70	72	69	70	80	100	85	93	90	75	75	75	75	75.1	78.5	76.1	76.8	76.5			
7	411519104007	Babyswetha.P	76	81	74	86	79	85	100	90	90	100	65	65	65	65	72.3	76.8	72.7	76.3	76.2			
8	411519104010	Blessy Evangelin L	74	76	73	79	74	95	80	85	93	90	85	85	85	85	83.7	81.3	81.4	84.8	82.7			
9	411519104011	Chitra. C	71	75	70	75	76	90	80	95	83	100	85	85	85	85	81.8	81	82.5	81.6	85.3			
10	411519104012	Dayana K	73	69	74	74	71	80	100	90	90	80	75	75	75	75	75.4	78.2	77.7	77.7	74.8			
11	411519104013	Deepak Kumar Bhagat	66	68	68	70	71	85	100	90	93	90	85	85	85	85	79.3	82.9	80.9	82.1	81.8			
12	411519104014	Dhaneshkumar M	79	75	76	76	72	85	80	80	93	80	85	85	85	85	83.2	81	81.3	83.9	80.1			
13	411519104016	Dinesh Kumar.N	83	85	85	85	88	80	90	85	80	100	75	75	75	75	78.4	81	80	79	83.9			
14	411519104017	Divya. G	79	84	82	77	81	90	80	85	87	80	85	85	85	85	84.2	83.7	84.1	83	82.8			
15	411519104018	Gabriel Nixson Jones.J	72	74	71	76	72	85	80	90	83	80	85	85	85	85	81.1	80.7	81.8	81.9	80.1			
16	411519104019	Gokul.R	74	67	67	68	58	0	80	90	87	0	75	75	75	75	59.7	73.6	75.6	75.3	54.9			
17	411519104020	Gopnath.V	78	75	76	78	72	85	80	90	87	80	85	85	85	85	82.9	81	83.3	83.3	80.1			
18	411519104021	Gownori Jasmitha	65	74	65	74	76	90	100	95	97	80	85	85	85	85	80	84.7	81	84.1	81.3			
19	411519104022	Hariharan B	70	78	69	80	78	90	80	90	87	80	65	65	65	65	71.5	71.9	71.2	73.9	71.9			
20	411519104023	Hariharan.R	52	48	74	81	82	85	100	90	97	80	65	65	65	65	65.1	66.9	72.7	76.2	73.1			
21	411519104024	Hariharan.S	83	80	65	80		85	80	95	90	100	65	65	65	65	74.4	72.5	71	74.5	52.5			
22	411519104026	Harshini Rajkumar	76	79	81	80	82	0	80	95	97	0	75	75	75	75	60.3	77.2	80.8	80.9	62.1			
23	411519104027	Hemavathy. K	76	75	73	79	76	90	90	85	90	80	85	85	85	85	83.3	83	81.4	84.2	81.3			
24	411519104028	Jagatheesan V	76	79	73	79	80	85	90	95	90	100	75	75	75	75	77.3	79.2	78.4	79.2	81.5			
25	411519104029	Jasmine Jenifer Mary X	76	80	74	84	81	100	90	95	93	80	85	85	85	85	85.3	84.5	83.7	86.3	82.8			
26	411519104031	Kabil J	76	74	78	80	72	80	100	90	90	90	75	75	75	75	76.3	79.7	78.9	79.5	77.1			
27	411519104032	Kalaivani K	58	77	74	77	78	100	100	90	93	80	55	55	55	55	64.9	70.6	67.7	69.2	66.9			
28	411519104033	Pavan Kaligiri	75	79	71	77	81	80	80	85	83	90	55	55	55	55	66.7	67.2	65.8	67.2	69.8			
29	411519104034	Karthick.A	0	0	76	83		80	80	90	90	80	85	85	85	85	58.5	58.5	83.3	85.4	58.5			
30	411519104035	Keerthana.V	80	75	76	76	69	85	90	100	93	90	0	0	0	0	41	40.5	42.8	41.4	38.7			
31	411519104036	Kishore C	76	70	77	77	77	85	90	95	93	80	85	85	85	85	82.3	81.5	84.6	84.2	81.6			
32	411519104037	Kishore.U	79	83	75	81	84	80	80	80	80	80	85	85	85	85	82.2	83.4	81	82.8	83.7			
33	411519104038	Kumaravel B M	60	83	82	86	82	85	90	85	87	90	85	85	85	85	77.5	85.4	84.1	85.7	85.1			
34	411519104039	Lakshmi Priya.S	78	75	68	83	72	85	80	85	83	80	75	75	75	75	77.9	76	74.9	79	75.1			
35	411519104040	Linga Sai Dhathri	80	78	78	75	78	80	80	90	87	100	95	95	95	95	87.5	86.9	88.9	87.4	90.9			
36	411519104041	Logeshwaran R	74	80	79	78	78	80	80	85	87	100	85	85	85	85	80.7	82.5	83.2	83.3	85.9			
37	411519104042	Malavika.M	80	76	77	78	72	90	100	80	87	80	85	85	85	85	84.5	85.3	81.6	83.3	80.1			
38	411519104043	Manasa A	57	77	78	75	75	95	90	90	90	80	85	85	85	85	78.6	83.6	83.9	83	81			
39	411519104044	Mani Bharathi. B	79	77	66	77	75	90	80	100	90	80	95	95	95	95	89.2	86.6	87.3	88.6	86			
40	411519104045	Manikandan.V	72	78	76	77	78	95	100	80	83	80	65	65	65	65	73.1	75.9	71.3	72.2	71.9			
41	411519104046	Mareeswari.M	70	78	74	79	78	90	90	95	93	100	75	75	75	75	76.5	78.9	78.7	79.8	80.9			
42	411519104047	Medepalli Yadidya	72	75	71	77	78	90	80	80	97	100	55	55	55	55	67.1	66	64.8	70	70.9			
43	411519104048	Mohamed Hameed N	83	81	76	76	81	90	80	80	87	100	85	85	85	85	85.4	82.8	81.3	82.7	86.8			
44	411519104049	Mukesh.S	64	85	84	81	88	90	90	95	93	100	0	0	0	0	37.2	43.5	44.2	42.9	46.4			
45	411519104050	Muthukumar M	75	76	70	89	75	95	90	85	0	80	85	85	85	85	84	83.3	80.5	69.2	81			
46	411519104051	Nallapaneni Vamsi Krishna	78	78	72	75	100	95	100	85	90	80	85	85	85	85	84.9	85.9	81.1	83	88.5			
47	411519104052	Namburi Srinadh	72	80	75	70	84	85	100	90	93	100	85	85	85	85	81.1	86.5	83	82.1	87.7			
48	411519104053	Nandhini. J	77	72	75	78	82	100	80	90	0	80	95	95	95	95	90.6	85.1	88	70.9	88.1			
49	411519104054	Naveen L	71	79	75	75	75	90	80	95	97	80	85	85	85	85	81.8	82.2	84	84.4	81			
50	411519104055	Naveenkumar.D	73	73	78	79	71	90	80	90	87	100	0	0	0	0	39.9	37.9	41.4	41.1	41.3			
51	411519104056	Naveen Kumar .M	65	81	74	74	100	85	90	90	90	100	85	85	85	85	79	84.8	82.7	82.7	92.5			
52	411519104057	Nedunseraladhan S	71	75	58	81	76	90	100	90	93	100	55	55	55	55	66.8	70	62.9	70.4	70.3			
53	411519104058	Nishanthi. A	75	78	70	80	81	90	100	90	93	100	85	85	85	85	83	85.9	81.5	85.1	86.8			
54	411519104060	Ben Joseph.P	0	0	76	78		100	100	90	93	80	75	75	75	75	57.5	57.5	78.3	79.5	53.5			
55	411519104061	Parthiban D	83	82	82	82	84	90	100	90	93	100	85	85	85	85	85.4	87.1	85.1	85.7	87.7			
56	411519104062	Pavithra.M	76	80	78	89	78	90	100	90	93	100	65	65	65	65	73.3	76.5	73.9	77.8	75.9			
57	411519104063	Poli.Sunil	79	83	79	78	84	90	100	80	87	80	85	85	85	85	84.2	87.4	82.2	83.3	83.7			
58	411519104064	Ponduri.Sri Sushma	71	75	79	80	79	90	100	90	93	100	85	85	85	85	81.8	85	84.2	85.1	86.2			
59	411519104065	Pooja M	79	79	74	80	81	90	100	90	93	100	85	85	85	85	84.2	86.2	82.7	85.1	86.8			
60	411519104066	Pradeep. T.R	77	72	76	79	78	90	100	90	93	100	85	85	85	85	83.6	84.1	83.3	84.8	85.9			
61	411519104067	Prakash.R	77	66	76	64	100	90	100	90	93	100	95	95	95	95	88.6	87.3	88.3	85.3	97.5			
62	411519104068	Praveen Kumar.S	82	78	74	68	84	95	100	95	97	100	85	85	85	85	86.1	85.9	83.7	82.3	87.7			
63	411519104069	Praveen Kumar.G	45	79	79	78	82	90	100	90	93	100	65	65	65									

78	411519104084	Silambarasan. K	83	85	67	71	100	95	100	95	97	100	75	75	75	75	75	81.4	83	76.6	78.2	87.5
79	411519104085	Sivanandhan.R	74	80	79	85	81	90	100	90	93	100	85	85	85	85	85	82.7	86.5	84.2	86.6	86.8
80	411519104086	Sneha M	83	74	74	78	81	85	90	90	90	100	95	95	95	95	95	89.4	87.7	87.7	88.9	91.8
81	411519104087	Sowmiya. C	0	0	80	73		90	100	85	90	90	85	85	85	85	85	60.5	62.5	83.5	82.4	60.5
82	411519104088	Sugashini.M	74	75	76	76	76	90	100	85	90	90	95	95	95	95	95	87.7	90	87.3	88.3	88.3
83	411519104089	Sunil.S	83	85	76	80	100	85	90	90	90	100	85	85	85	85	85	84.4	86	83.3	84.5	92.5
84	411519104091	Sureshmanikandan.K	73	76	81	80	78	95	100	95	97	100	85	85	85	85	85	83.4	85.3	85.8	85.9	85.9
85	411519104092	Surya. V	80	70	73	75	80	85	90	90	90	100	85	85	85	85	85	83.5	81.5	82.4	83	86.5
86	411519104093	Swetha.C	77	77	77	73	81	90	100	85	90	90	85	85	85	85	85	83.6	85.6	82.6	82.4	84.8
87	411519104094	Tamilselvan V	58	79	79	75	82	90	100	90	93	100	75	75	75	75	75	72.9	81.2	79.2	78.6	82.1
88	411519104095	Tharanidharan.P	77	69	71	80	79	90	100	90	93	100	65	65	65	65	65	73.6	73.2	71.8	75.1	76.2
89	411519104097	Vetri Chelvan.S	77	78	78	79	81	90	100	90	93	100	65	65	65	65	65	73.6	75.9	73.9	74.8	76.8
90	411519104098	Vignesh Waran	58	73	76	76	81	85	90	90	90	100	85	85	85	85	85	76.9	82.4	83.3	83.3	86.8
91	411519104099	Vikram Rj	72	74	68	74	80	90	100	90	93	100	65	65	65	65	65	72.1	74.7	70.9	73.3	76.5
92	411519104100	Vishwa C	75	74	70	78	72	90	100	90	93	100	85	85	85	85	85	83	84.7	81.5	84.5	84.1
93	411519104101	Yokesh S	83	85	76	75	100	90	100	85	90	90	95	95	95	95	95	90.4	93	87.3	88	95.5
94	411519104102	Yuvashree.R	79	73	83	86	72	95	100	95	97	100	65	65	65	65	65	75.2	74.4	76.4	77.7	74.1
95	411519104302	Balaji R	70	86	78	70	100	95	100	95	97	100	55	55	55	55	55	67.5	73.3	69.9	67.9	77.5

  
**Dr. R. PALSON KENNEDY, M.E., Ph.D.**  
**PRINCIPAL**  
**PERI INSTITUTE OF TECHNOLOGY**  
**Mannivakkam, Chennai - 600 048.**