

PERI INSTITUTE OF TECHNOLOGY

MANNIVAKKAM, Chennai 600 048

Calculation of CO attainment CO attainment Through CATs / Assignments or Tutorials / University Result Academic Year: 2022 - 2023

Department :	CSE	Year : IIB SECTION	Sem : VI
Sub. code :	CS3492	Sub. Name :	DATABASE MANAGEMENT SYSTEMS
		Regulation: 2021	

Course Outcomes		Cognitive Level	CO -Attainment
CO1	Construct SQL Queries using relational algebra	U	3
CO2	Design database using ER model and normalize the database	U	3
CO3	Construct queries to handle transaction processing and maintain consistency of the database	U	2
CO4	Compare and contrast various indexing strategies and apply the knowledge to tune the performance of the database	U	2
CO5	Appraise how advanced databases differ from Relational Databases and find a suitable database for the given requirement.	U	1
Type 5 COs in the above table for the respective subject			2.2

CO-PO&PSO Mapping

	PO1	PO2	PO3	PO4	PO5	PO6	PO7	PO8	PO9	PO10	PO11	PO12	PSO1	PSO2	PSO3
CO1	3	3	3	0	0	0	0	0	0	0	0	0	3	2	3
CO2	3	2	3	0	0	0	0	0	0	0	0	0	3	2	2
CO3	3	3	3	0	0	0	0	0	0	0	0	0	2	2	2
CO4	3	3	1	0	0	0	0	0	0	0	0	0	2	2	2
CO5	3	3	2	0	0	0	0	0	0	0	0	0	3	3	3
Average	3	2.8	2.4	0	1	0	0	0	0	0	0	0	2.6	2.2	2.4


Provide CO-PO mapping

PO Attainment through CO

	PO1	PO2	PO3	PO4	PO5	PO6	PO7	PO8	PO9	PO10	PO11	PO12	PSO1	PSO2	PSO3
CO1	3	3	3	0	0	0	0	0	0	0	0	0	3	2	3
CO2	3	2	3	0	0	0	0	0	0	0	0	0	3	2	2
CO3	2	2	2	0	0	0	0	0	0	0	0	0	1.33	1.33	1.33
CO4	2	2	0.67	0	0	0	0	0	0	0	0	0	1.33	1.33	1.33
CO5	1	1	0.67	0	0	0	0	0	0	0	0	0	1	1	1
Average	2.2	2	1.87	0	0	0	0	0	0	0	0	0	1.93	1.53	1.73

This table provides you PO attainment through this subject

Range	Attainment Level
>70%	3
>60 - <70	2
>50 - <60	1
<50	0


Dr. R. PALSON KENNEDY, M.E., Ph.D.,
PRINCIPAL
PERI INSTITUTE OF TECHNOLOGY
Mannivakkam, Chennai - 600 048.

PERI INSTITUTE OF TECHNOLOGY
MANNIVAKKAM, Chennai 600 048
Mark Entry for CAT EXAMINATION-I

Department: CSE		Year: II B SECTION			Sem: VI			Sub Code: CS3 492			Sub Name: DBMS			Internal Test-I Mark																				
		Part-A									Part-B						Part-C																	
Secondary Course Outcome											11(a)		11(b)		12(a)		12(b)		13(a)		13(b)		14(a)		14(b)		15(a)		15(b)		16(a)		16(b)	
Primary Course Outcome		CO1	CO1	CO1	CO1	CO1	CO2	CO2	CO2	CO1	CO1	CO1	CO1	CO1	CO1	CO2	CO2	CO1	CO2	CO2	CO1	CO2	CO2	CO2	CO1	CO2								
Allotted Marks		2	2	2	2	2	2	2	2	2	13	13	13	13	13	13	13	13	13	13	13	13	13	15	15									
S.No	Reg. No.	Student Name	1	2	3	4	5	6	7	8	9	10	(i)	(ii)	(iii)	(i)	(ii)	(iii)	(i)	(ii)	(iii)	(i)	(ii)	(i)	(ii)	(i)	(ii)	(i)	(ii)	(i)	(ii)	Total		
1	411521104031	Divya S	1	1	1	1	1	1	1	1	1	1	1				10	11			11				11				13		77			
2	411521104061	Lavanya P	2	1	2	1	2	2	2	2	1	1				11	11					12			12				13		89			
3	411521104063	Little Jacob P	2	1	2	1	2	1	1	1	1	1	10				11	11			12			12				13		82				
4	411521104064	Madhanatha S	1	1	1	1	1	1	1	1		1	10			10			10			10			12		11		13		74			
5	411521104065	Mageswari D.	1	1	1	1	1	1	1	1		9				8				9	9				10				11		63			
6	411521104066	Maha Lakshmi M	2	2	2	2	2	2	2	2	2	13					13			13	11				11			15		96				
7	411521104067	Malini B	1	1	1	1	1	1	1	1	1	9				8				9	9				10				11		65			
8	411521104068	Mariya Joshua S	1	1	1	1	1	1	1	1	1	9				8				9	9				10				11		63			
9	411521104069	Meenatchigunavathi R	2	1	2	2	1	2	1	1	1	9				10				9	11				12		12				75			
10	411521104070	Mohammed Abdul Rahim P	2	1	2	2	1	2	1	1	1	9				10				9	11				11		11				73			
11	411521104071	Mohan Raj M	1	2	1	1	2	1	1	1	1	9				8				9	11				12		12				69			
12	411521104072	Mohan Raji S	2	2	2	2	2	2	2	2	2	13				13				12			9		11			13			91			
13	411521104074	Navya Vijayan *	1	2	2	2	2	2	2	2	2	13				13				12			9		11			13			90			
14	411521104075	Nimmi Hassan P	1	1	1	1	2	2	1	2	1	2	13				9				12			6		7			7			70		
15	411521104076	Nitish Kumar S	1	1	1	1	2	2	1	2	1	2	13				9				9			6		7			9			67		
16	411521104077	Nivedya V.	1	1	1	1	2	1	2	1	2	11				9				10			6		7			10			65			
17	411521104078	Nivetha R.	1	1	1	1	2	1	2	1	2	13				9				12			4		7			6			64			
18	411521104080	Pavitra U	1	1	1	1	1	2	1	1	1	11				9		9			11				11			13			74			
19	411521104081	Pooja B.	1	1	1	1	1	1				9					9			9				11				11			65			
20	411521104082	Poojaree A.	2	2	2	2	2	2	2	1	1	11				11				11				11				13			83			
21	411521104083	Pradeep Kumar M.	1	1	1	1	1	1	1	2		6				9				6					8				5			50		
22	411521104084	Priya M.	2	2	2	2	2	2	2	2	2	13				13				13			13					13				98		
23	411521104085	Priyadarshini R	2	1	2	1	2	2				9					9				9			11				11				70		
24	411521104086	Pugzhenbu J	2	1	2	1	2	2				9					9				9			11				10				68		
25	411521104087	Pushpuraj E	2	2	2	2	2	2	2	1	1	11				13				13				12				12				87		
26	411521104088	Rahul A D		1	1	1	1	1				9				9					9			11				11				53		
27	411521104089	Rajaram D			1	1	1	1				9				9					9			11								52		
28	411521104090	Ranya R.	1	1	1	2	2	2	1	1		9				10				9			6				11		9			65		
29	411521104091	Ranjith S	1	1	1	2	2	2	1	1		9				10				9			6					11				64		
30	411521104092	Rathnakaa V.V	2	1	2	2	2	2	1	1	2	11				10				10			9					11				75		
31	411521104093	Reshma A	1	1	1	1	1	2	1	1		9				10				9			6				11					62		
32	411521104094	Rishikesh R	1	1	1	2	2	2	1	1		9				10				9			6				11					64		
33	411521104095	Salvavasan S	1	1	1	2	2	2	1	1		9				6				9			6				11					60		
34	411521104096	Sagana R	1	1	1	2	2	2	1	1		9				10				11			6					11				66		

[Handwritten Signature]
Dr. R. PALSON KENNEDY, M.E., Ph.D
PRINCIPAL
PERI INSTITUTE OF TECHNOLOGY
Mannivakkam, Chennai - 600 048.

35	411521104097	Sai Prasanth A	1	1	1	2	2	2	1	1			9		9					8							9							12			67	34	33	0.34	0.33	
36	411521104098	Sakthi Aswin S	2	1	2	2	2	2	1	1	2		11		10		11		9									11							8			75	41	34	0.41	0.34
37	411521104099	Shanmug Arul A	1	1	1	2	2	2	1	1				10		9			6								11							8			64	35	29	0.35	0.29	
38	411521104100	Shifa Sharmim *	1	1	1	2	2	2	1	1				10		9			6								11						12			68	35	33	0.35	0.33		
39	411521104102	Sibe M.	2	1	2	2	2	2	1	2	2		11		10		11		9								11						8			76	41	35	0.41	0.35		
40	411521104104	Siva M	2	2	2	2	2	2	2	2	2	2	13		13		11			13							13					15			98	62	36	0.62	0.36			
41	411521104105	Siva S	2	2	2	2	2	2	2	2	2	2	13		13					12		9				11						13			91	36	55	0.36	0.55			
42	411521104106	Sivakumar E.S	1	1	1	1	1	1		2			6		9		9		6								8						5			50	28	22	0.28	0.22		
43	411521104108	Sneha P.S	2	1	1	1	1	2	1		2	6			9		11			8							10						5			60	32	28	0.32	0.28		
44	411521104109	Stalin M	1	1	1	2	2			1	1		9		10		9			6							11						12			66	35	31	0.35	0.31		
45	411521104110	Stephen I	1	2	2	2	2			2			9		9		9			11							9									58	36	22	0.36	0.22		
46	411521104111	Suchit R.	1	2	2	2	2	1		2			9		9		9			11							9									59	36	23	0.36	0.23		
47	411521104112	Sudharsan B	1	2	1	1	1	1		1		11			11		11								9									9			70	39	31	0.39	0.31	
48	411521104113	Sunilkumar K.A	1	1	1	1	1	1				9			9		9			10							10									53	32	21	0.32	0.21		
49	411521104114	Surya M	2	1	1	1	1	1				9			9		9			11							11						13			69	33	36	0.33	0.36		
50	411521104115	Sushthi R	1	1	1	1	2			1	1		11		9		9			11							11						13			71	35	37	0.35	0.37		
51	411521104116	Tharun M	2	2	1	2	1	2	1			9			9		9			10							10			2						59	37	23	0.37	0.23		
52	411521104117	Theja Sri H.	1	1	2	1	2			1	1	1	9			9		9			9					11								13			70	34	36	0.34	0.36	
53	411521104118	Veena P.G	1	1	1	1	1	1			1	9			9		9			11							11									55	32	23	0.32	0.23		
54	411521104119	Vignesh Kumar R.	1	1	1	1	1	1			1	11			9		9			11							9									57	34	22	0.34	0.22		
55	411521104120	Vinoth V	1	2	2	2	2	2			2	1	9			9		9			11						9									61	36	25	0.36	0.25		
56	411521104121	Vinoth V.	2	1	1	1	1	1			1		9			9		9			11						11							12			68	33	35	0.33	0.35	
57	411521104122	Yogarshini R	2	1	1	1	1	1			1		9			9		9			11						10									65	33	32	0.33	0.32		
58	411521104123	Yuhan S	1	1	1	1	1	1			1	2		6		9		9			6							8						5			50	28	22	0.28	0.22	
59	411521104314	Sakthivel B	1	1	2	1	2			1	1	1	9			9		9			9					11									13			70	34	36	0.34	0.36
60	411521104313	Raman C	1	2	2	2	2	2				9			9		9			11							9									58	36	22	0.36	0.22		
61	411521104315	Sam Francis Xavier R.P	2	1	1	1	1	2	1		2	6			9		11			10							10							6			63	32	31	0.32	0.31	
62	411521104316	Saravanan B	1	1	1	1	1	1			1	2	2			9		9			6						8									53	29	24	0.29	0.24		
63	411521104317	Satish Kumar I	2	1	1	1	1	1			1	2		9		10		9			6						8									56	34	22	0.34	0.22		
64	411521104318	Sridhar R	2	1	1	1	1	1			1	2		9		10		9								11											66	34	32	0.34	0.32	
65	411521104319	Sushrutha G	2	1	1	1	1	1			1	2		9		10		9			10						8							10			65	34	31	0.34	0.31	
66	411521104304	Logeshwaran R	2	1	1	1	1	1			1	2		9		10		9			6						8									56	34	22	0.34	0.22		
67	411521104320	Thomson Jayakumar	1	1	2	1	2	2	1	1		1	9			9		9			9							8						11			72	34	38	0.34	0.38	

Dr. R. PALSON KENNEDY, M.E., Ph.D.,
PRINCIPAL
PEETI INSTITUTE OF TECHNOLOGY
Mammyyakkam, Chennai - 600 348.

35	411521104097	Sri Prasanth A	2	2	1	2	1	2	1	1	2	10				11	9				8			7				5	64	14	12	12	11	15	0.14	0.12	0.12	0.11	0.15
36	411521104098	Sakthi Awwin S	2	1	1	2	2	2	1	2		11			11		11						11				10	80	14	14	15	14	23	0.14	0.14	0.15	0.14	0.23	
37	411521104099	Shajimi Arul A	2	2	1	2	1	2					9				9				8		10			11	58	13	1	12	10	21	0.13	0.01	0.12	0.10	0.21		
38	411521104100	Shifa Shamm *	2	1	2	1	2	1	2	1	1	2	10			9					13			13		13	87	13	12	16	16	29	0.13	0.12	0.16	0.16	0.29		
39	411521104102	Sibe M.	2	2	2	2	2	2	2	2	1	1	13			13								13		13	98	17	17	17	17	28	0.17	0.17	0.17	0.17	0.28		
40	411521104104	Siva M	2	2	2	2	2	2	2	2	1	1	13			13					11			11		13	94	17	17	17	15	26	0.17	0.17	0.17	0.15	0.26		
41	411521104105	Siva S	2	2	1	2	1	2	1	1	2	10				11	9				8			7		5	64	14	12	12	11	15	0.14	0.12	0.12	0.11	0.15		
42	411521104106	Sivakumar E.S	2	2	2	1	2	1	2	1	1	2	10			11	11				8			9		8	72	14	14	14	11	20	0.14	0.14	0.14	0.11	0.20		
43	411521104108	Sneha P.S	1	2	1	2	1	2	1	1	2					7	9				8			7			44	1	10	12	11	10	0.01	0.10	0.12	0.11	0.10		
44	411521104109	Stalin M	2	1	2	1	2	1	2	1	1	2	11			9	13				13			13		13	88	14	12	16	16	29	0.14	0.12	0.16	0.16	0.29		
45	411521104110	Stephen I	2	1	2	2	2	2	2	1	2		11			11							11		11	81	14	15	15	14	24	0.14	0.15	0.15	0.14	0.24			
46	411521104111	Suchit R.	2	1	1	2	2	2	2	1	2		11			6							11		11	75	14	9	14	14	24	0.14	0.09	0.14	0.14	0.24			
47	411521104112	Sudharsan B	2	2	1	2	1	2					9				8				8		10		11	57	13	1	11	10	21	0.13	0.01	0.11	0.10	0.21			
48	411521104113	Sundkumar K.A	2	2	2	2	2	2	2	1	1	13			11						13			13		13	96	17	15	17	17	28	0.17	0.15	0.17	0.17	0.28		
49	411521104114	Surva M	2	1	1	2	1	2	2	1	2		11				11						11		11	10	79	14	14	14	14	23	0.14	0.14	0.14	0.14	0.23		
50	411521104115	Sushthi R	2	2	1	2	1	2					10								8		9		3	49	14	1	12	10	12	0.14	0.01	0.12	0.10	0.12			
51	411521104116	Tharan M	2	2	2	2	2	2	2	1	1	11			11						13			13		13	94	15	15	17	17	28	0.15	0.15	0.17	0.17	0.28		
52	411521104117	Theja Sri H.	2	2	2	1	2	1	2	1	1	2	10			11	9				8			7		7	87	14	14	12	11	17	0.14	0.14	0.12	0.11	0.17		
53	411521104118	Veean P.G	2	1	2	1	2	1	2	2	1	2	11			9	13				13			13		13	89	14	12	16	17	29	0.14	0.12	0.16	0.17	0.29		
54	411521104119	Vignesh Kumar R											7				8						8		10	35	7	0	9	1	18	0.07	0.06	0.06	0.01	0.18			
55	411521104120	Vinodha V	2	2	1	2	1	2				10					9				8		9			7	53	14	1	12	10	16	0.14	0.01	0.12	0.10	0.16		
56	411521104121	Vinothini V	2	2	1	2	1	2	2	2	1		9				8				8		10		11	62	13	1	11	12	24	0.13	0.01	0.11	0.12	0.24			
57	411521104122	Yogavashini R	2	1	2	1	2	1	2	2	1	2	11			11	13				13			13		13	91	14	14	16	17	29	0.14	0.14	0.16	0.17	0.29		
58	411521104123	Yuhan S																									AB	0	0	0	0	0	0.00	0.00	0.00	0.00	0.00		
59	411521104314	Sakthivel B	2	2	1	2	1	2				10					4				8		9		3	44	14	1	7	10	12	0.14	0.01	0.07	0.10	0.12			
60	411521104313	Raman C	2	2	1	2	1	2									9				4		9		3	35	4	1	12	6	12	0.04	0.01	0.12	0.06	0.12			
61	411521104315	San Francis Xavier R.P	2	2	1	2	1	2									5				5			9		3	32	4	1	8	7	12	0.04	0.01	0.08	0.07	0.12		
62	411521104316	Saravanan B	2	2	1	2	1	2				10					9				8		9		3	35	14	1	12	10	12	0.14	0.01	0.12	0.10	0.12			
63	411521104317	Satish Kumar I	2	2	1	2	1	2	2			10					9				8		9		3	51	14	1	12	12	12	0.14	0.01	0.12	0.12	0.12			
64	411521104318	Sridhar R	2	2	1	2	1	2				10					9				8		9		3	49	14	1	12	10	12	0.14	0.01	0.12	0.10	0.12			
65	411521104319	Sushmitha G	2	2	2	2	2	2	2	1	1	9			11						13			13		13	92	13	15	17	15	28	0.13	0.15	0.17	0.15	0.28		
66	411521104304	Logeshwaram R	2	1	1	2	1	2	2	1	2	2	11			11							11		11		10	82	14	14	14	14	25	0.14	0.14	0.14	0.14	0.25	
67	411521104320	Thomson Jayakumar	2	2	1	2	1					10					9				8		9		3	47	14	1	12	8	12	0.14	0.01	0.12	0.08	0.12			


[Handwritten Signature]
Dr. R. PALSON KENNEDY, M.E., Ph.D.,
PRINCIPAL
PERI INSTITUTE OF TECHNOLOGY
Manivakkam, Chennai - 600 048.

PERI INSTITUTE OF TECHNOLOGY

MANNIVAKKAM, Chennai 600 048

CO Attainment Through Internal Tests

Department: CSE		CS3492				Sub Name: DBMS										
		Internal Test-I				Model Exam					Overall					
S.No	Reg No.	Student Name	CO1	CO2	CO3	CO4	CO1	CO2	CO3	CO4	CO5	CO1	CO2	CO3	CO4	CO5
1	411521104031	Divya S	0.37	0.4	0.39	0.36	0.13	0.14	0.14	0.15	0.27	0.746	0.806	0.791	0.761	0.403
2	411521104061	Lavanya P	0.41	0.46	0.19	0.05	0.13	0.09	0.14	0.09	0.27	0.806	0.821	0.493	0.209	0.403
3	411521104063	Little Jacob P	0.4	0.42	0.49	0.13	0.15	0.15	0.15	0.16	0.29	0.821	0.851	0.955	0.433	0.433
4	411521104064	Madhumitha S	0.35	0.39	0.00	0.00	0.15	0.15	0.15	0.16	0.29	0.746	0.806	0.224	0.239	0.433
5	411521104065	Mageswari D.	0.21	0.42	0.06	0.22	0.13	0.09	0.14	0.1	0.27	0.507	0.761	0.299	0.478	0.403
6	411521104066	Maha Lakshmi M	0.36	0.6	0.41	0.48	0.14	0.14	0.14	0.15	0.27	0.746	1.104	0.821	0.94	0.403
7	411521104067	Maluni B	0.21	0.44	0.32	0.29	0.14	0.14	0.12	0.11	0.1	0.522	0.866	0.657	0.597	0.149
8	411521104068	Mariya Joshwa S	0.21	0.42	0.50	0.14	0.17	0.17	0.17	0.16	0.27	0.567	0.881	1	0.448	0.403
9	411521104069	Meenatshigunavathi R	0.39	0.37	0.00	0.00	0.17	0.17	0.17	0.16	0.29	0.836	0.806	0.254	0.239	0.433
10	411521104070	Mohammed Abdul Rahim P	0.38	0.36	0.33	0.29	0.15	0.15	0.13	0.15	0	0.791	0.761	0.687	0.657	0
11	411521104071	Mohan Raj M	0.33	0.37	0.29	0.43	0.1	0.06	0.11	0.07	0.04	0.642	0.642	0.597	0.746	0.06
12	411521104072	Mohan Raji S.	0.36	0.55	0.42	0.29	0.17	0.17	0.17	0.16	0.25	0.791	1.075	0.881	0.672	0.373
13	411521104074	Navya Vijayan *	0.35	0.55	0.23	0.40	0.14	0.14	0.15	0.14	0.24	0.731	1.03	0.567	0.806	0.358
14	411521104075	Nimmi Hassan P	0.28	0.4	0.24	0.36	0.15	0.15	0.15	0.13	0.26	0.642	0.821	0.582	0.731	0.388
15	411521104076	Nitish Kumar S	0.28	0.39	0.38	0.34	0.13	0.16	0.16	0.16	0.29	0.612	0.821	0.806	0.746	0.433
16	411521104077	Nivedya V.	0.25	0.4	0.16	0.22	0.14	0.14	0.12	0.11	0.13	0.582	0.806	0.418	0.493	0.194
17	411521104078	Nivetha R	0.27	0.37	0.24	0.30	0.14	0.14	0.12	0.11	0.23	0.612	0.761	0.537	0.612	0.343
18	411521104080	Pavithra U	0.34	0.4	0.42	0.45	0.14	0.01	0.12	0.11	0.23	0.716	0.612	0.806	0.836	0.343
19	411521104081	Pooja B.	0.32	0.34	0.43	0.42	0.04	0.14	0.12	0.11	0.23	0.537	0.716	0.821	0.791	0.343
20	411521104082	Poojasree A	0.43	0.41	0.51	0.18	0.17	0.17	0.17	0.16	0.26	0.896	0.866	1.015	0.507	0.388
21	411521104083	Pradeep Kumar M.	0.28	0.22	0.43	0.41	0.14	0.12	0.12	0.11	0.22	0.627	0.507	0.821	0.776	0.328
22	411521104084	Priya M	0.49	0.49	0.30	0.41	0.13	0.15	0.16	0.16	0.29	0.925	0.955	0.687	0.851	0.433
23	411521104085	Priyadarshini R	0.35	0.35	0.38	0.35	0.14	0.12	0.12	0.11	0.25	0.731	0.701	0.746	0.687	0.373
24	411521104086	Pugazhendhi J	0.35	0.33	0.30	0.44	0.13	0.15	0.16	0.16	0.29	0.716	0.716	0.687	0.896	0.433
25	411521104087	Pushparaj E	0.47	0.44	0.41	0.25	0.13	0.12	0.16	0.16	0.29	0.896	0.836	0.851	0.612	0.433
26	411521104088	Rahul A.D	0.3	0.23	0.00	0.00	0.04	0.1	0.12	0.11	0.1	0.507	0.493	0.179	0.164	0.149
27	411521104089	Rajaram D	0.29	0.23	0.51	0.33	0.14	0.14	0.15	0.13	0.24	0.642	0.552	0.985	0.687	0.358
28	411521104090	Ramya R	0.44	0.21	0.35	0.25	0.14	0.14	0.12	0.11	0.15	0.866	0.522	0.701	0.537	0.224
29	411521104091	Ranjith S	0.35	0.29	0.29	0.52	0.14	0.01	0.12	0.1	0.2	0.731	0.448	0.612	0.925	0.299
30	411521104092	Rathmikka V.V	0.41	0.34	0.28	0.23	0.14	0.01	0.12	0.1	0.12	0.821	0.522	0.597	0.493	0.179
31	411521104093	Reshma A	0.33	0.29	0.27	0.33	0.14	0.03	0.12	0.1	0.12	0.701	0.478	0.582	0.642	0.179
32	411521104094	Rishikesh R	0.35	0.29	0.22	0.33	0.17	0.17	0.17	0.16	0.27	0.776	0.687	0.582	0.731	0.403
33	411521104095	Sabarivasan S	0.31	0.29	0.00	0.00	0.13	0.12	0.16	0.16	0.29	0.657	0.612	0.239	0.239	0.433
34	411521104096	Sagana R	0.37	0.29	0.24	0.29	0.14	0.14	0.12	0.11	0.18	0.761	0.642	0.537	0.597	0.269
35	411521104097	Sai Prasanth A	0.34	0.33	0.00	0.00	0.14	0.12	0.12	0.11	0.15	0.716	0.672	0.179	0.164	0.224
36	411521104098	Sakthi Aswin S	0.41	0.34	0.40	0.44	0.14	0.14	0.15	0.14	0.23	0.821	0.716	0.821	0.866	0.343


Dr. R. PALSON KENNEDY, M.E., Ph.D.,
PRINCIPAL
PERI INSTITUTE OF TECHNOLOGY
Mannivakkam, Chennai - 600 048.

37	411521104099	Shaajini Arul A	0.35	0.29	0.00	0.00	0.13	0.01	0.12	0.1	0.21	0.716	0.448	0.179	0.149	0.313
38	411521104100	Shifa Shamim *	0.35	0.33	0.16	0.16	0.13	0.12	0.16	0.16	0.29	0.716	0.672	0.478	0.478	0.433
39	411521104102	Sibe M	0.41	0.35	0.32	0.31	0.17	0.17	0.17	0.17	0.28	0.866	0.776	0.731	0.716	0.418
40	411521104104	Siva M	0.62	0.36	0.36	0.25	0.17	0.17	0.17	0.15	0.26	1.179	0.791	0.791	0.597	0.388
41	411521104105	Siva S	0.36	0.55	0.40	0.44	0.14	0.12	0.12	0.11	0.15	0.746	1	0.776	0.821	0.224
42	411521104106	Sivakumar E.S	0.28	0.22	0.45	0.46	0.14	0.14	0.14	0.11	0.2	0.627	0.537	0.881	0.851	0.299
43	411521104108	Sneha P S	0.32	0.28	0.55	0.33	0.01	0.1	0.12	0.11	0.1	0.493	0.567	1	0.657	0.149
44	411521104109	Stalin M	0.35	0.31	0.34	0.38	0.14	0.12	0.16	0.16	0.29	0.731	0.642	0.746	0.806	0.433
45	411521104110	Stephen I	0.36	0.22	0.10	0.10	0.14	0.15	0.15	0.14	0.24	0.746	0.552	0.373	0.358	0.358
46	411521104111	Suchit R.	0.36	0.23	0.29	0.27	0.14	0.09	0.14	0.14	0.24	0.746	0.478	0.642	0.612	0.358
47	411521104112	Sudharsan B	0.39	0.31	0.33	0.38	0.13	0.01	0.11	0.1	0.21	0.776	0.478	0.657	0.716	0.313
48	411521104113	Sunilkumar K A	0.32	0.21	0.55	0.33	0.17	0.15	0.17	0.17	0.28	0.731	0.537	1.075	0.746	0.418
49	411521104114	Suriya M	0.33	0.36	0.26	0.53	0.14	0.14	0.14	0.14	0.23	0.701	0.746	0.597	1	0.343
50	411521104115	Sushthi R	0.35	0.37	0.00	0.00	0.14	0.01	0.12	0.1	0.12	0.731	0.567	0.179	0.149	0.179
51	411521104116	Tharun M	0.37	0.23	0.34	0.41	0.15	0.15	0.17	0.17	0.28	0.776	0.567	0.761	0.866	0.418
52	411521104117	Theja Sri H.	0.34	0.36	0.44	0.28	0.14	0.14	0.12	0.11	0.17	0.716	0.746	0.836	0.582	0.254
53	411521104118	Veena P.G	0.32	0.23	0.33	0.37	0.14	0.12	0.16	0.17	0.29	0.687	0.522	0.731	0.806	0.433
54	411521104119	Vignesh Kumar R.	0.34	0.22	0.27	0.11	0.07	0	0.09	0.01	0.18	0.612	0.328	0.537	0.179	0.269
55	411521104120	Vinodha V	0.36	0.25	0.40	0.30	0.14	0.01	0.12	0.1	0.16	0.746	0.388	0.776	0.597	0.239
56	411521104121	Vinothini V.	0.33	0.35	0.27	0.39	0.13	0.01	0.11	0.12	0.24	0.687	0.537	0.567	0.761	0.358
57	411521104122	Yogavarshini R	0.33	0.32	0.10	0.22	0.14	0.14	0.16	0.17	0.29	0.701	0.687	0.388	0.582	0.433
58	411521104123	Yuhan S	0.28	0.22	0.29	0.42	0	0	0	0	0	0.418	0.328	0.433	0.627	0
59	411521104314	Sakthivel B	0.34	0.36	0.38	0.44	0.14	0.01	0.07	0.1	0.12	0.716	0.552	0.672	0.806	0.179
60	411521104313	Raman C	0.36	0.22	0.52	0.24	0.04	0.01	0.12	0.06	0.12	0.597	0.343	0.955	0.448	0.179
61	411521104315	Sam Francis Xavier R P	0.32	0.31	0.00	0.00	0.04	0.01	0.08	0.07	0.12	0.537	0.478	0.119	0.104	0.179
62	411521104316	Saravanan B	0.29	0.24	0.40	0.30	0.14	0.01	0.12	0.1	0.12	0.642	0.373	0.776	0.597	0.179
63	411521104317	Satish Kumar I	0.34	0.22	0.27	0.39	0.14	0.01	0.12	0.12	0.12	0.716	0.343	0.582	0.761	0.179
64	411521104318	Sridhar R	0.34	0.32	0.10	0.22	0.14	0.01	0.12	0.1	0.12	0.716	0.493	0.328	0.478	0.179
65	411521104319	Sushmitha G	0.34	0.31	0.29	0.42	0.13	0.15	0.17	0.15	0.28	0.701	0.687	0.687	0.851	0.418
66	411521104304	Logeshwaran R	0.34	0.22	0.34	0.41	0.14	0.14	0.14	0.14	0.25	0.716	0.537	0.716	0.821	0.373
67	411521104320	Thomson Jayakumar	0.34	0.38	0.44	0.28	0.14	0.01	0.12	0.08	0.12	0.716	0.582	0.836	0.537	0.179


Dr. R. PALSON KENNEDY, M.E.
 PRINCIPAL
 PERI INSTITUTE OF TECHNOLOGY
 Mannivakkam, Chennai - 600 048.

PERI INSTITUTE OF TECHNOLOGY
MANNIVAKKAM, Chennai 600 048
CO Attainment Through Assignment/Tutorial/Mini-Project/Seminar

Department: CSE

CS3492

Sub Name:

DBMS

		Assignment / Tutorial / Mini-Project / Seminar																				
		Course Outcome																				
		CO1	CO1	CO2	CO2	CO3	CO3	CO4	CO4	CO5	CO5	CO5	CO5	CO5								
		Allotted Marks															13	13	13	13	65	
S.No	Reg No.	Student Name	ATMS-1					ATMS-2					ATMS-3					CO1	CO2	CO3	CO4	CO5
1	411521104031	Divya S	6	5	5	5	5	5	5	5	12	13	11	11	12	0.85	0.77	0.77	0.77	0.91		
2	411521104061	Lavanya P	6	5	6	7	5	7	4	7	11	12	11	13	12	0.85	1	0.92	0.85	0.91		
3	411521104063	Little Jacob P	5	6	6	6	5	5	6	6	13	13	13	12	13	0.85	0.92	0.77	0.92	0.98		
4	411521104064	Madhumitha S	5	4	6	6	4	7	5	6	13	11	11	12	11	0.69	0.92	0.85	0.85	0.89		
5	411521104065	Mageswari D.	6	6	5	5	5	6	6	5	12	13	11	11	13	0.92	0.77	0.85	0.85	0.92		
6	411521104066	Maha Lakshmi M	6	6	6	7	5	6	5	7	12	12	12	13	13	0.92	1	0.85	0.92	0.95		
7	411521104067	Maluni B	6	4	5	5	4	5	6	5	11	11	12	11	11	0.77	0.77	0.69	0.85	0.86		
8	411521104068	Mariya Joshwa S	6	4	6	6	6	6	6	6	13	13	12	12	11	0.77	0.92	0.92	0.92	0.94		
9	411521104069	Meenatshigunavathi R	5	4	6	6	6	5	6	6	13	13	12	12	11	0.69	0.92	0.85	0.92	0.94		
10	411521104070	Mohammed Abdul Rahim P	6	5	6	6	4	6	6	6	13	13	12	12	12	0.85	0.92	0.77	0.92	0.95		
11	411521104071	Mohan Raj M	5	4	6	7	5	6	4	7	11	13	12	13	11	0.69	1	0.85	0.85	0.92		
12	411521104072	Mohan Raji S.	5	6	6	6	5	6	6	6	13	12	11	12	13	0.85	0.92	0.85	0.92	0.94		
13	411521104074	Navya Vijayan *	7	4	6	7	5	7	5	7	13	12	12	13	11	0.85	1	0.92	0.92	0.94		
14	411521104075	Nimmi Hassan P	5	5	5	5	6	7	4	5	13	12	11	11	12	0.77	0.77	1	0.69	0.91		
15	411521104076	Nitish Kumar S	5	4	5	5	4	5	6	5	11	12	13	11	11	0.69	0.77	0.69	0.85	0.89		
16	411521104077	Nivedya V.	6	5	5	5	5	7	6	5	13	12	12	11	12	0.85	0.77	0.92	0.85	0.92		
17	411521104078	Nivetha R	5	4	6	6	5	6	6	6	13	11	13	12	11	0.69	0.92	0.85	0.92	0.92		
18	411521104080	Pavithra U	5	6	5	5	4	6	4	5	11	13	11	11	13	0.85	0.77	0.77	0.69	0.91		
19	411521104081	Pooja B.	6	4	5	5	4	7	6	5	12	13	11	11	11	0.77	0.77	0.85	0.85	0.89		
20	411521104082	Poojasree A	6	4	7	7	6	5	4	7	12	11	11	13	11	0.77	1.08	0.85	0.85	0.89		
21	411521104083	Pradeep Kumar M.	6	6	6	6	4	5	4	6	13	13	12	12	13	0.92	0.92	0.69	0.77	0.97		
22	411521104084	Priya M	6	6	6	6	4	5	4	6	12	11	12	12	13	0.92	0.92	0.69	0.77	0.92		
23	411521104085	Priyadarshini R	6	4	6	6	5	5	5	6	11	12	11	12	11	0.77	0.92	0.77	0.85	0.88		
24	411521104086	Pugazhendhi J	6	6	5	5	6	7	4	5	13	13	11	11	13	0.92	0.77	1	0.69	0.94		
25	411521104087	Pushparaj E	6	4	6	7	4	7	4	7	11	12	11	13	11	0.77	1	0.85	0.85	0.89		
26	411521104088	Rahul A.D	6	4	5	5	4	6	6	5	13	13	12	11	11	0.77	0.77	0.77	0.85	0.92		
27	411521104089	Rajaram D	6	6	5	5	4	7	4	5	12	11	12	11	13	0.92	0.77	0.85	0.69	0.91		
28	411521104090	Ramya R	6	6	6	7	5	6	5	7	12	12	12	13	13	0.92	1	0.85	0.92	0.95		
29	411521104091	Ranjith S	6	4	5	5	5	6	4	5	11	13	11	11	11	0.77	0.77	0.85	0.69	0.88		
30	411521104092	Rathmikka V.V	6	4	5	5	4	6	6	5	11	12	12	11	11	0.77	0.77	0.77	0.85	0.88		
31	411521104093	Reshma A	6	5	6	6	4	7	4	6	11	12	11	12	12	0.85	0.92	0.85	0.77	0.89		
32	411521104094	Rishikesh R	5	5	5	6	5	6	6	6	12	13	11	3	3	0.77	0.85	0.85	0.92	0.65		
33	411521104095	Sabarivasan S	6	6	5	5	5	7	5	5	11	13	12	11	13	0.92	0.77	0.92	0.77	0.92		
34	411521104096	Sagana R	6	6	5	5	4	7	6	5	13	13	11	11	13	0.92	0.77	0.85	0.85	0.94		
35	411521104097	Sai Prasanth A	6	4	6	6	4	6	4	6	13	12	12	12	11	0.77	0.92	0.77	0.77	0.92		
36	411521104098	Sakthi Aswin S	6	6	6	6	5	6	4	6	11	11	12	12	13	0.92	0.92	0.85	0.77	0.91		
37	411521104099	Shaajini Arul A	6	4	5	5	5	5	6	5	13	12	11	11	11	0.77	0.77	0.77	0.85	0.89		
38	411521104100	Shifa Shamim *	6	4	6	6	6	5	6	6	12	13	11	12	11	0.77	0.92	0.85	0.92	0.91		
39	411521104102	Sibe M.	6	5	6	7	6	7	6	7	11	13	13	13	12	0.85	1	1	1	0.95		
40	411521104104	Siva M	6	5	6	6	5	5	6	6	13	11	12	12	12	0.85	0.92	0.77	0.92	0.92		
41	411521104105	Siva S	6	6	6	6	4	7	5	6	11	11	12	12	13	0.92	0.92	0.85	0.85	0.91		
42	411521104106	Sivakumar E.S	5	5	6	6	5	6	4	6	12	11	12	12	12	0.77	0.92	0.85	0.77	0.91		
43	411521104108	Sneha P S	6	5	5	5	5	6	5	5	12	12	12	11	12	0.85	0.77	0.85	0.77	0.91		
44	411521104109	Stalin M	6	6	5	5	5	5	6	5	12	13	11	11	13	0.92	0.77	0.77	0.85	0.92		
45	411521104110	Stephen I	6	6	5	5	5	6	6	5	12	11	12	11	13	0.92	0.77	0.85	0.85	0.91		

Dr. R. Palson Kennedy

Dr. R. PALSON KENNEDY, M.E., Ph.D.,
PRINCIPAL
PERI INSTITUTE OF TECHNOLOGY
Mannivakkam, Chennai - 600 048.

46	411521104111	Suchit R	6	4	5	5	6	6	4	5	13	11	12	11	11	0.77	0.77	0.92	0.69	0.89
47	411521104112	Sudharsan B	5	6	5	5	5	7	6	5	13	13	13	11	13	0.85	0.77	0.92	0.85	0.97
48	411521104113	Sunilkumar K A	6	5	6	6	4	5	4	6	11	13	12	12	12	0.85	0.92	0.69	0.77	0.92
49	411521104114	Suriya M	6	6	6	7	4	6	5	7	13	12	12	13	13	0.92	1	0.77	0.92	0.97
50	411521104115	Sushthi R	5	6	6	6	4	5	5	6	12	13	11	12	13	0.85	0.92	0.69	0.85	0.94
51	411521104116	Tharun M	6	6	7	7	6	7	4	7	12	11	11	15	13	0.92	1.08	1	0.85	0.92
52	411521104117	Theja Sri H.	5	5	5	5	4	6	5	5	11	12	13	11	12	0.77	0.77	0.77	0.77	0.91
53	411521104118	Vcena P.G	5	6	6	6	6	5	4	6	11	13	11	12	13	0.85	0.92	0.85	0.77	0.92
54	411521104119	Vignesh Kumar R.	6	4	6	6	4	5	5	6	11	11	13	12	11	0.77	0.92	0.69	0.85	0.89
55	411521104120	Vinodha V	5	6	6	6	6	7	4	6	11	12	11	12	13	0.85	0.92	1	0.77	0.91
56	411521104121	Vinothini V.	5	5	6	7	4	5	4	7	13	12	13	13	12	0.77	1	0.69	0.85	0.97
57	411521104122	Yogavarshini R	6	5	6	7	4	6	4	7	12	13	11	13	12	0.85	1	0.77	0.85	0.94
58	411521104123	Yuhan S	5	5	6	6	4	7	6	6	12	11	13	12	12	0.77	0.92	0.85	0.92	0.92
59	411521104314	Sakthivel B	5	4	6	6	6	7	5	6	11	13	12	12	11	0.69	0.92	1	0.85	0.91
60	411521104315	Raman C	5	5	6	7	4	6	6	7	12	11	12	13	12	0.77	1	0.77	1	0.92
61	411521104315	Sam Francis Xavier R P	5	6	6	8	2	5	7	8	13	9	12	14	13	0.85	1.08	0.54	1.15	0.94
62	411521104316	Saravanan B	5	7	6	9	0	4	8	9	14	7	12	15	14	0.92	1.15	0.31	1.31	0.95
63	411521104317	Satish Kumar I	5	8	6	10	2	3	9	10	15	5	12	16	15	1	1.23	0.38	1.46	0.97
64	411521104318	Sridhar R	5	9	6	11	4	2	10	11	16	3	12	17	16	1.08	1.31	0.46	1.62	0.98
65	411521104319	Sushmitha G	5	10	6	12	6	1	11	12	17	1	12	18	17	1.15	1.38	0.54	1.77	1
66	411521104304	Logeshwaran R	5	11	6	13	8	0	12	13	18	1	12	19	18	1.23	1.46	0.62	1.92	1.05
67	411521104320	Thomson Jayakumar	5	12	6	14	10	1	13	14	19	3	12	20	19	1.31	1.54	0.85	2.08	1.12

Dr. R. PALSON KENNEDY, M.E., PH.D
 PRINCIPAL
 PERI INSTITUTE OF TECHNOLOGY
 Mannivakkam, Chennai - 600 048.

PERI INSTITUTE OF TECHNOLOGY

MANNIVAKKAM, Chennai 600 048

CO Attainment Through University Result

Department: CSE

Sub Code:


CS3492

Sub Nam: DBMS

S.No	Reg No.	Student Name	Max Mark	U. Result	100	100	100	100	100					
					CO1	CO2	CO3	CO4	CO5	CO1	CO2	CO3	CO4	CO5
1	411521104031	Divya S		B+	65	65	65	65	65	0.65	0.65	0.65	0.65	0.65
2	411521104061	Lavanya P		B+	65	65	65	65	65	0.65	0.65	0.65	0.65	0.65
3	411521104063	Little Jacob P		U	0	0	0	0	0	0	0	0	0	0
4	411521104064	Madhumitha S		A+	85	85	85	85	85	0.85	0.85	0.85	0.85	0.85
5	411521104065	Mageswari D.		A+	85	85	85	85	85	0.85	0.85	0.85	0.85	0.85
6	411521104066	Maha Lakshmi M		A	75	75	75	75	75	0.75	0.75	0.75	0.75	0.75
7	411521104067	Maluni B		B+	65	65	65	65	65	0.65	0.65	0.65	0.65	0.65
8	411521104068	Mariya Joshwa S		U	0	0	0	0	0	0	0	0	0	0
9	411521104069	Meenatshigunavathi R		A+	85	85	85	85	85	0.85	0.85	0.85	0.85	0.85
10	411521104070	Mohammed Abdul Rahim P		A	75	75	75	75	75	0.75	0.75	0.75	0.75	0.75
11	411521104071	Mohan Raj M		A	75	75	75	75	75	0.75	0.75	0.75	0.75	0.75
12	411521104072	Mohan Raji S.		U	0	0	0	0	0	0	0	0	0	0
13	411521104074	Navya Vijayan *		B+	65	65	65	65	65	0.65	0.65	0.65	0.65	0.65
14	411521104075	Nimmi Hassan P		B+	65	65	65	65	65	0.65	0.65	0.65	0.65	0.65
15	411521104076	Nitish Kumar S		B	55	55	55	55	55	0.55	0.55	0.55	0.55	0.55
16	411521104077	Nivedya V.		A	75	75	75	75	75	0.75	0.75	0.75	0.75	0.75
17	411521104078	Nivetha R		B+	65	65	65	65	65	0.65	0.65	0.65	0.65	0.65
18	411521104080	Pavithra U		B+	65	65	65	65	65	0.65	0.65	0.65	0.65	0.65
19	411521104081	Pooja B.		A+	85	85	85	85	85	0.85	0.85	0.85	0.85	0.85
20	411521104082	Poojasree A		B+	65	65	65	65	65	0.65	0.65	0.65	0.65	0.65
21	411521104083	Pradeep Kumar M.		B+	65	65	65	65	65	0.65	0.65	0.65	0.65	0.65
22	411521104084	Priya M		B+	65	65	65	65	65	0.65	0.65	0.65	0.65	0.65
23	411521104085	Priyadharshini R		B+	65	65	65	65	65	0.65	0.65	0.65	0.65	0.65
24	411521104086	Pugazhendhi J		B+	65	65	65	65	65	0.65	0.65	0.65	0.65	0.65
25	411521104087	Pushparaj E		B+	65	65	65	65	65	0.65	0.65	0.65	0.65	0.65
26	411521104088	Rahul A.D		A	75	75	75	75	75	0.75	0.75	0.75	0.75	0.75
27	411521104089	Rajaram D		U	0	0	0	0	0	0	0	0	0	0
28	411521104090	Ramya R		B+	65	65	65	65	65	0.65	0.65	0.65	0.65	0.65
29	411521104091	Ranjith S		U	0	0	0	0	0	0	0	0	0	0
30	411521104092	Rathmikka V.V		A+	85	85	85	85	85	0.85	0.85	0.85	0.85	0.85
31	411521104093	Reshma A		A+	85	85	85	85	85	0.85	0.85	0.85	0.85	0.85
32	411521104094	Rishikesh R		U	0	0	0	0	0	0	0	0	0	0
33	411521104095	Sabarivasan S		B+	65	65	65	65	65	0.65	0.65	0.65	0.65	0.65
34	411521104096	Sagana R		B+	65	65	65	65	65	0.65	0.65	0.65	0.65	0.65
35	411521104097	Sai Prasanth A		B+	65	65	65	65	65	0.65	0.65	0.65	0.65	0.65

Dr. R. Palson Kennedy
 Dr. R. PALSON KENNEDY, M.E., Ph.D.,
 PRINCIPAL
 PERI INSTITUTE OF TECHNOLOGY
 Mannivakkam, Chennai - 600 048.

36	411521104098	Sakthi Aswin S	B+	65	65	65	65	65	0.65	0.65	0.65	0.65	0.65
37	411521104099	Shaajini Arul A	A+	85	85	85	85	85	0.85	0.85	0.85	0.85	0.85
38	411521104100	Shifa Shamim *	B+	65	65	65	65	65	0.65	0.65	0.65	0.65	0.65
39	411521104102	Sibe M.	U	0	0	0	0	0	0	0	0	0	0
40	411521104104	Siva M	B+	65	65	65	65	65	0.65	0.65	0.65	0.65	0.65
41	411521104105	Siva S	UA	0	0	0	0	0	0	0	0	0	0
42	411521104106	Sivakumar E.S	U	0	0	0	0	0	0	0	0	0	0
43	411521104108	Sneha P S	B+	65	65	65	65	65	0.65	0.65	0.65	0.65	0.65
44	411521104109	Stalin M	U	0	0	0	0	0	0	0	0	0	0
45	411521104110	Stephen I	B	55	55	55	55	55	0.55	0.55	0.55	0.55	0.55
46	411521104111	Suchit R.	B+	65	65	65	65	65	0.65	0.65	0.65	0.65	0.65
47	411521104112	Sudharsan B	B+	65	65	65	65	65	0.65	0.65	0.65	0.65	0.65
48	411521104113	Sunilkumar K A	B+	65	65	65	65	65	0.65	0.65	0.65	0.65	0.65
49	411521104114	Suriya M	UA	0	0	0	0	0	0	0	0	0	0
50	411521104115	Sushthi R	A	75	75	75	75	75	0.75	0.75	0.75	0.75	0.75
51	411521104116	Tharun M	A	75	75	75	75	75	0.75	0.75	0.75	0.75	0.75
52	411521104117	Theja Sri H.	B+	65	65	65	65	65	0.65	0.65	0.65	0.65	0.65
53	411521104118	Veena P G	A	75	75	75	75	75	0.75	0.75	0.75	0.75	0.75
54	411521104119	Vignesh Kumar R.	U	0	0	0	0	0	0	0	0	0	0
55	411521104120	Vinodha V	B+	65	65	65	65	65	0.65	0.65	0.65	0.65	0.65
56	411521104121	Vinothini V.	A	75	75	75	75	75	0.75	0.75	0.75	0.75	0.75
57	411521104122	Yogavarshini R	B+	65	65	65	65	65	0.65	0.65	0.65	0.65	0.65
58	411521104123	Yuhan S	B+	65	65	65	65	65	0.65	0.65	0.65	0.65	0.65
59	411521104314	Sakthivel B	UA	0	0	0	0	0	0	0	0	0	0
60	411521104313	Raman C	UA	0	0	0	0	0	0	0	0	0	0
61	411521104315	Sam Francis Xavier R P	U	0	0	0	0	0	0	0	0	0	0
62	411521104316	Saravanan B	UA	0	0	0	0	0	0	0	0	0	0
63	411521104317	Satish Kumar I	B+	65	65	65	65	65	0.65	0.65	0.65	0.65	0.65
64	411521104318	Sridhar R	UA	0	0	0	0	0	0	0	0	0	0
65	411521104319	Sushmitha G	UA	0	0	0	0	0	0	0	0	0	0
66	411521104304	Logeshwaran R	UA	0	0	0	0	0	0	0	0	0	0
67	411521104320	Thomson Jayakumar	UA	0	0	0	0	0	0	0	0	0	0


Dr. R. PALSON KENNEDY, M.E., Ph.D.
PRINCIPAL
PERI INSTITUTE OF TECHNOLOGY
Mannivakkam, Chennai - 600 048.

57	411521104122	Yogavathani R	70.149	68.657	38.806	58.209	43.284	85	100	77	85	94	65	65	65	65	65	70.54	73.1	59.54	66.96	64.29
58	411521104123	Yuhan S	41.791	32.836	43.284	62.687	0	77	92	85	92	92	65	65	65	65	65	60.44	60.75	62.49	69.71	50.9
59	411521104314	Sakthivel B	71.642	55.224	67.164	80.597	17.91	69	92	100	85	91	0	0	0	0	0	35.29	54.97	40.15	41.18	23.57
60	411521104313	Raman C	59.701	34.328	95.522	44.776	17.91	77	100	77	100	92	0	0	0	0	0	33.31	30.3	44.06	33.43	23.77
61	411521104315	Sam Francis Xavier R P	53.751	47.761	11.94	10.448	17.91	85	108	54	115	94	0	0	0	0	0	33.12	35.93	14.38	26.13	24.17
62	411521104316	Saravanan B	64.179	37.313	77.612	59.701	17.91	92	115	31	131	95	0	0	0	0	0	37.65	34.19	29.48	44.11	24.37
63	411521104317	Satish Kumar I	71.642	34.328	58.209	76.119	17.91	100	123	38	146	97	65	65	65	65	65	73.99	67.4	57.56	84.54	57.27
64	411521104318	Sridhar R	71.642	49.254	32.836	47.761	17.91	108	131	46	162	98	0	0	0	0	0	43.09	40.98	19.05	46.73	24.97
65	411521104319	Sushmitha G	70.149	68.657	68.657	85.075	41.791	115	138	54	177	100	0	0	0	0	0	44.04	48.2	31.4	60.92	32.54
66	411521104304	Logeshwaran R	71.642	53.731	71.642	82.09	37.313	123	146	62	192	105	0	0	0	0	0	46.09	45.52	33.89	63.03	32.19
67	411521104320	Thomson Jayakumar	71.642	58.209	83.582	53.731	17.91	131	154	85	208	112	0	0	0	0	0	47.69	48.26	42.07	57.72	27.77

Dr. R. Palson Kennedy

Dr. R. PALSON KENNEDY, M.E., Ph.D.,
PRINCIPAL
PERI INSTITUTE OF TECHNOLOGY
Mannivakkam, Chennai - 600 048.